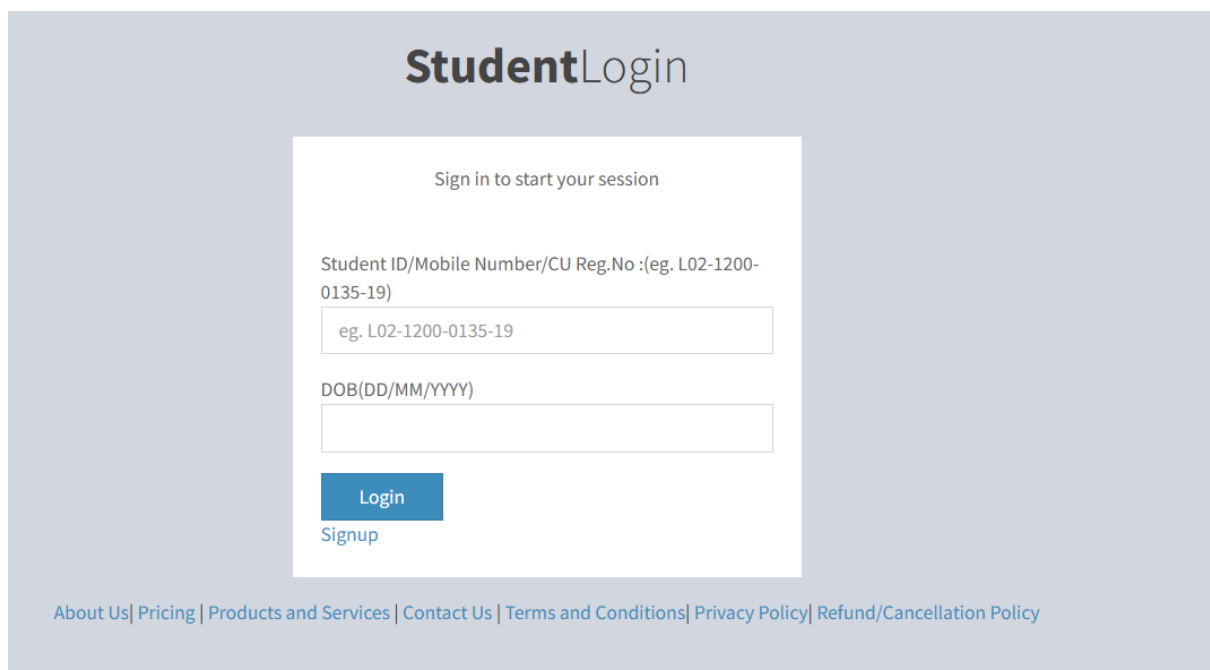


SURENDRANATH LAW COLLEGE

BALLB 4TH,6TH,8TH & BALLB Hons 8th CU EXAM FEES PAYMENT USER MANUAL

Student Login ERP : <https://acsyserp.snlawcollege.ac.in/Students/Login.aspx>

Open the Below Screen and Login:



The screenshot shows a web page titled "StudentLogin" with a light blue background. In the center, there is a white rectangular box containing the login form. At the top of this box, it says "Sign in to start your session". Below this, there are two input fields. The first is labeled "Student ID/Mobile Number/CU Reg.No :(eg. L02-1200-0135-19)" and contains the text "eg. L02-1200-0135-19". The second is labeled "DOB(DD/MM/YYYY)" and is empty. Below these fields are two buttons: a blue "Login" button and a white "Signup" button with a blue border. At the bottom of the page, there is a horizontal line of links: "About Us| Pricing | Products and Services | Contact Us | Terms and Conditions| Privacy Policy| Refund/Cancellation Policy".

StudentLogin

Sign in to start your session

Student ID/Mobile Number/CU Reg.No :(eg. L02-1200-0135-19)

eg. L02-1200-0135-19

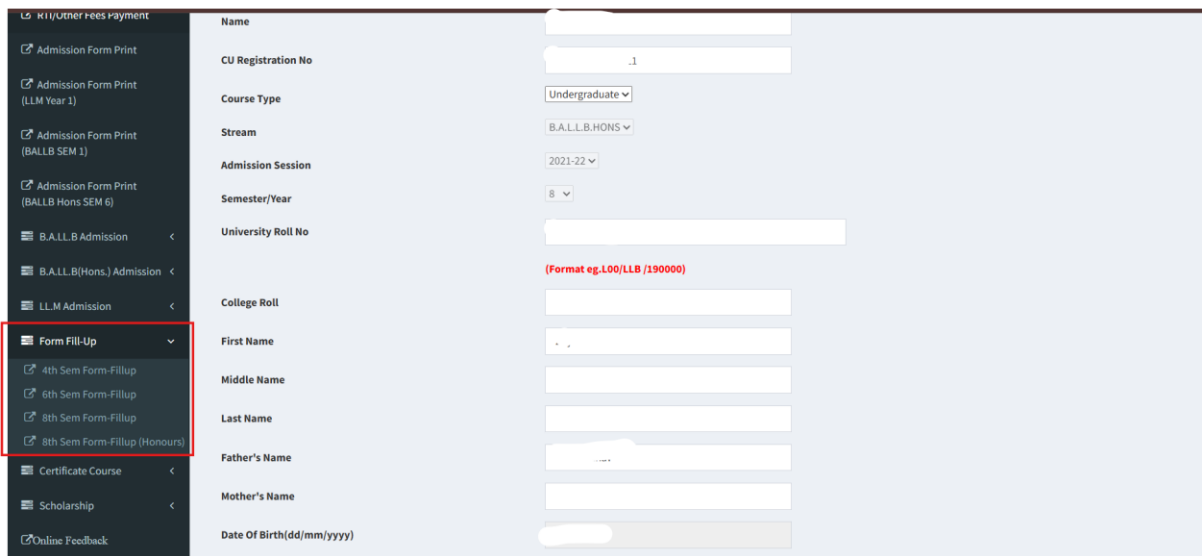
DOB(DD/MM/YYYY)

Login

Signup

[About Us](#)| [Pricing](#) | [Products and Services](#) | [Contact Us](#) | [Terms and Conditions](#)| [Privacy Policy](#)| [Refund/Cancellation Policy](#)

Step 2 : Click on “Form Fill-up” and SELECT YOUR DESIRED LINK.



RTI/Other Fees Payment

Admission Form Print

Admission Form Print (LLM Year 1)

Admission Form Print (BALLB SEM 1)

Admission Form Print (BALLB Hons SEM 6)

B.A.L.L.B Admission

B.A.L.L.B(Hons.) Admission

LLM Admission

Form Fill-Up

4th Sem Form-Fillup

6th Sem Form-Fillup

8th Sem Form-Fillup

8th Sem Form-Fillup (Honours)

Certificate Course

Scholarship

Online Feedback

Name

CU Registration No

Course Type

Stream

Admission Session

Semester/Year

University Roll No

(Format eg. L00/LLB /190000)

College Roll

First Name

Middle Name

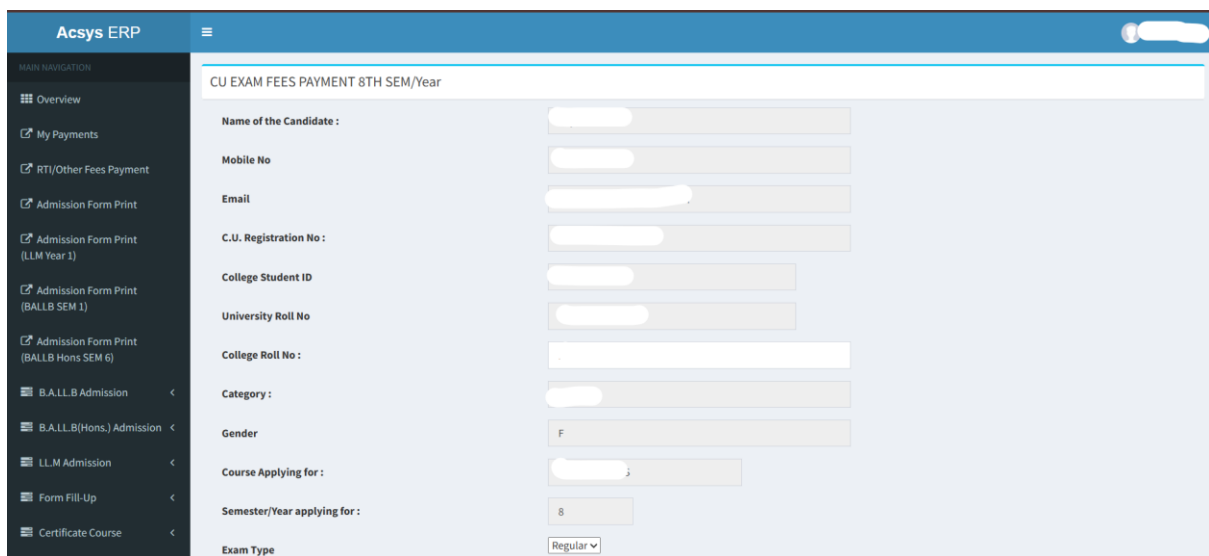
Last Name

Father's Name

Mother's Name

Date Of Birth(dd/mm/yyyy)

Step 3: Open the below screen:



Acsys ERP

MAIN NAVIGATION

Overview

My Payments

RTI/Other Fees Payment

Admission Form Print

Admission Form Print (LLM Year 1)

Admission Form Print (BALLB SEM 1)

Admission Form Print (BALLB Hons SEM 6)

B.A.L.L.B Admission

B.A.L.L.B(Hons.) Admission

LLM Admission

Form Fill-Up

Certificate Course

CU EXAM FEES PAYMENT 8TH SEM/Year

Name of the Candidate :

Mobile No

Email

C.U. Registration No :

College Student ID

University Roll No

College Roll No :

Category :

Gender

Course Applying for :

Semester/Year applying for :

Exam Type

Certificate Course

Scholarship

Online Feedback

View Feedback

Achievements

Student Satisfaction Form

LMS

My Activities

My Attendance

Grievances

Lesson Plan

Profile Update

Certificates

Internal Examination

Marks Entry

Exam Type

Regular

Paper & Subjects :

PaperCode	SubjCode
Paper – I	Law of Trade Marks and Design.
Paper – II	Insurance Law

Fees Amount :

SubFeesName	Amount
C.U. EXAMINATION FEE	250.00

Total Amount :

250.00

Pay

Check your Details and click on Pay button to submit the form.

Step 4 : Now Go to my payment menu and Make the Payment

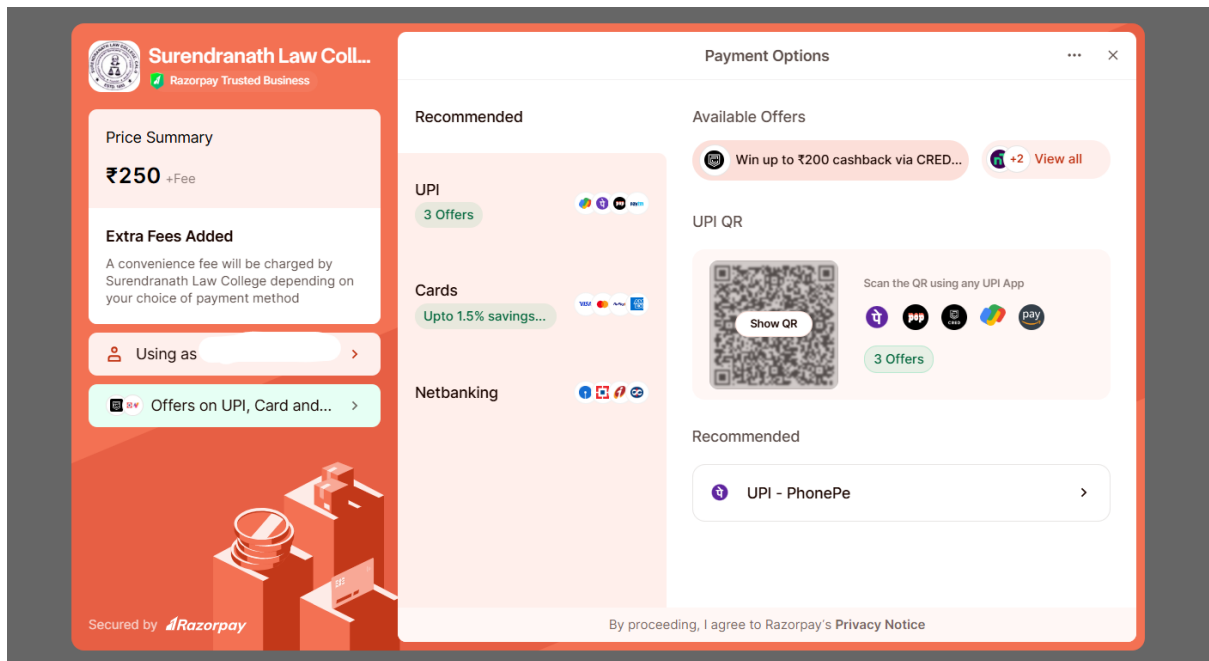
Pending Fees

Pay Now

Sl.No.	Semester/Year	Fees Name	Fees Amount	Last Date
1 <input type="checkbox"/>	10	C.U FORM FILLUP Fees (Regular)	450.00	26 May 2025 23:01:00

Select the check box click on “Pay Now” button.

Payment Portal



Pay the Exam Fees Rs.250.

After Paying the fees download your payment receipt

From my payment

Pending Fees

[Pay Now](#)

Paid Fees

SL.No.	Fees Name	Semester	Fees Amount	PaidOn	Receipt
1	Admission Fees	2		04/01/2025	View

Click on View and Download your Recipient and Submit to college office as per notifications.